


Create your myRockwellAutomation account



Centralized Tools

Links to your favorite Rockwell Automation apps
in one place



Simplify access to your **SOFTWARE LICENSES**

Visibility to your software licenses, easy links to
download and activate

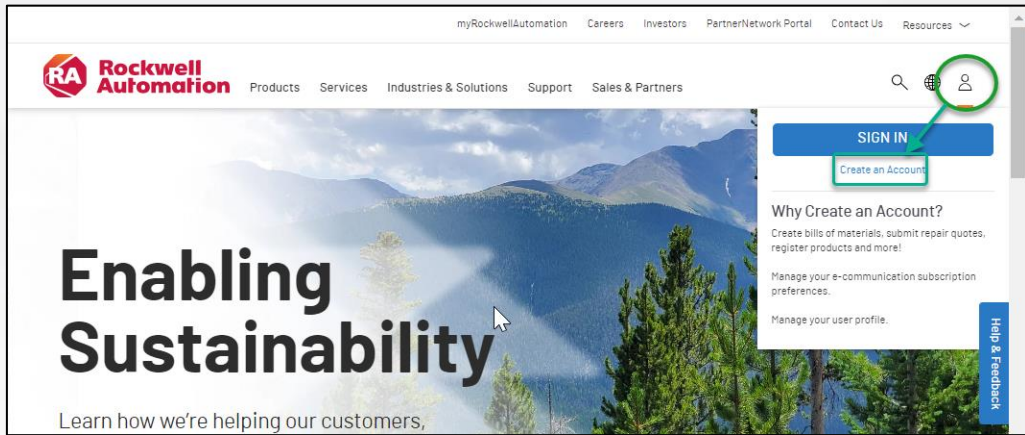


Streamline use of your **SERVICE ENTITLEMENTS**

Authorization number and consumption
information for all your TechConnect and
Integrated Service Agreements (ISA)

Step 1. Create your account

Navigate to RockwellAutomation.com
In the account icon
Select Create an Account



- A. Fill out your company email
- B. Add your name & country
- C. Select a password
- D. Create your account

myRockwellAutomation Careers Investors PartnerNetwork Portal Contact Us Resources

RA Rockwell Automation Products Services Industries & Solutions Support Sales & Partners

RA Rockwell Automation Create an Account Sign In >

1 Email Address

Please use your company email address to create your account.

Email Address
Joe@ABCcompany.com

CONTINUE

2 Basic Access

First Name Last Name
Joe Smith

Country/Region
United States

CONTINUE

3 Advanced Access *optional*

4 Create Password

- 15 Character Minimum Password Length
- Passphrase recommended - we recommend your password include 3 or more words

It is not necessary to use capital letters, numbers, or special characters unless that is your preference

- PLEASE NOTE - Password must not contain your first name, last name, or email address

Create Password

Retype Password

I agree to the Rockwell Automation Terms and Conditions and Privacy Policy.

I'm not a robot reCAPTCHA Privacy - Terms

CREATE ACCOUNT

Step 2. Confirm your email

We will send you a confirmation email



We just emailed you a link.

Please check your email and click the link to verify your account.

Don't see the email? Check your spam/clutter folder or [Resend Email](#) >

Having trouble? [We can help](#) >

Check your email and click Verify

Hi Lance, Welcome to Rockwell Automation

To get started, please verify your email address by clicking the link below. The link will expire in 14 calendar days and the account will be removed. If that happens, we are unable to reactivate the account. You will need to reinitiate the process by creating a new account and re-registering.

[Verify My Email Address](#)

We look forward to providing you a personalized experience with the information, products and services important to you.

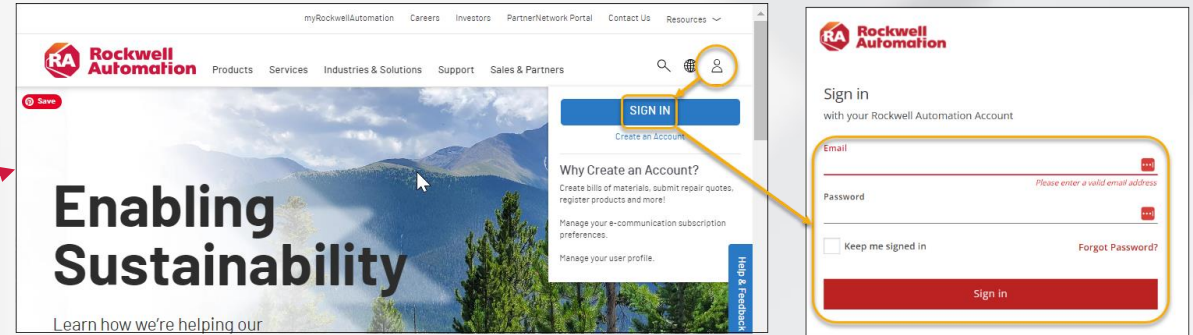
Thank you,

 Rockwell Automation


Questions? Contact us by phone [\(+1\) 440.646.7505](tel:+14406467505) or [email](#).

Step 3. Link to your company

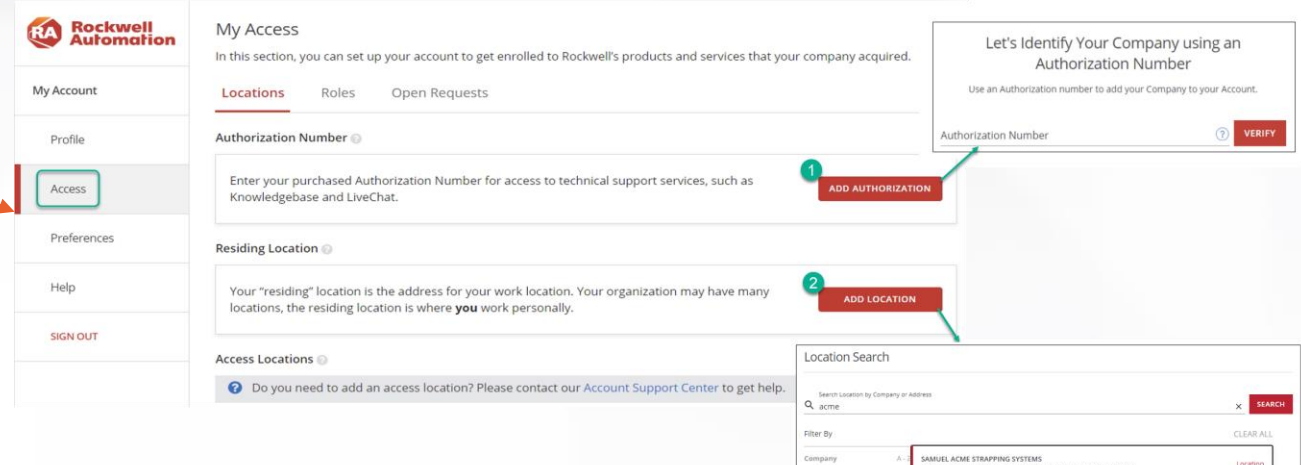
- Log into your account



- Go to my account



- On the Access tab enter your Authorization number and/or Residing location.



- It will take 1-2 business days for your account to be linked

- Your **Authorization number** can be located on a current Welcome Kit and will grant access to content such as Knowledge base articles, Live Chat & Submit Questions
- Your **Residing Location** is your company location and gives you access to products and services like Software, TechConnect, My Equipment